

Array Sector 5-20

SECTOR ANTENNA WITH CARRIER CLASS PERFORMANCE

RF elements® Array Sector antennas provide exceptional RF performance, colocation capability, ease of installation, and cost efficiency.

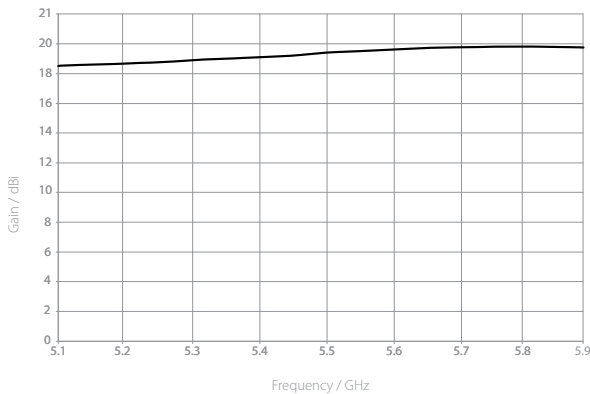
The antennas feature our patented BackShield™, a frequency selective surface that attenuates the side lobes in the azimuth plane and back radiation, integrated directly in the antenna body.

Array Sector 5-20 operates in extremely wide frequency band, has balanced gain in both polarizations, and offers unmatched main lobe stability for superior coverage performance.

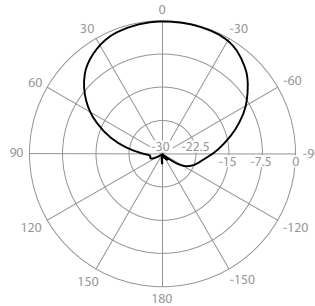


5 GHz 20 dBi

Gain H

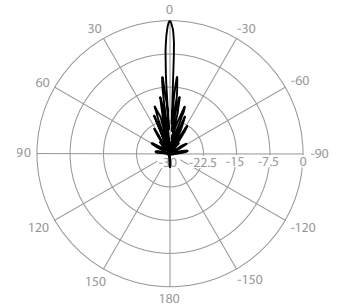


Azimuth Pattern H



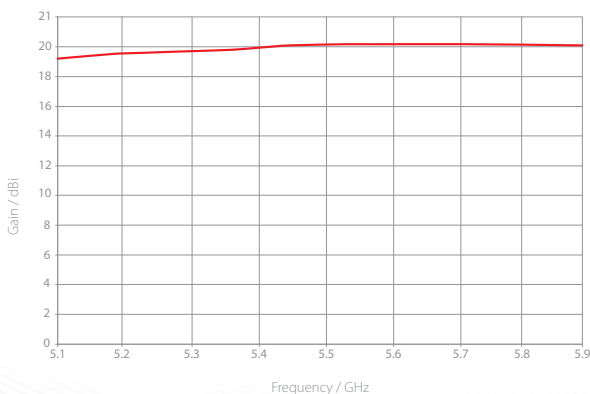
H - Port Pattern Azimuth 5.6 GHz

Elevation Pattern H

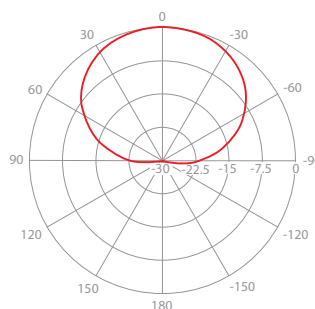


H - Port Pattern Elevation 5.6 GHz

Gain V

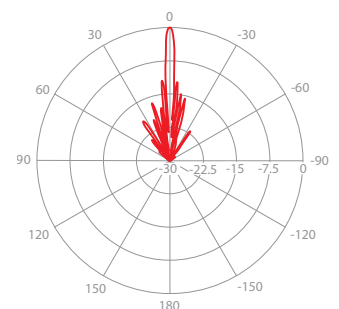


Azimuth Pattern V



V - Port Pattern Azimuth 5.6 GHz

Elevation Pattern V



V - Port Pattern Elevation 5.6 GHz

PHYSICAL

Antenna Connection	2x RP-SMA on integrated semi-flex pigtails
Antenna Type	Patch Array Sector
Materials	UV Resistant ABS Plastic, Aluminium Alloy, Stainless Steel
Environmental	IP55
Temperature	-35°C to +60°C (-31°F to +140°F)
Wind Survival	160 km/h (100 mi/h)
Wind Load	217/65 N - Front/Side at 160 km/h (100 mi/h)
Effective Projected Area	1782/533 cm ² - Front/Side (276.2/82.6 inch ²)
Electrical Downtilt	0°
Pole Mounting Diameter	40-80 mm (1.5-3.1 inch) Recommend as close to 80 mm (3.1 inch) as possible
Weight	3.5 kg (7.7 lbs) – single unit 3.8 kg (8.3 lbs) – single unit incl. package
Single Unit	Retail Box: 834 x 167 x 130 mm (32.8 x 6.5 x 5.1 inch)

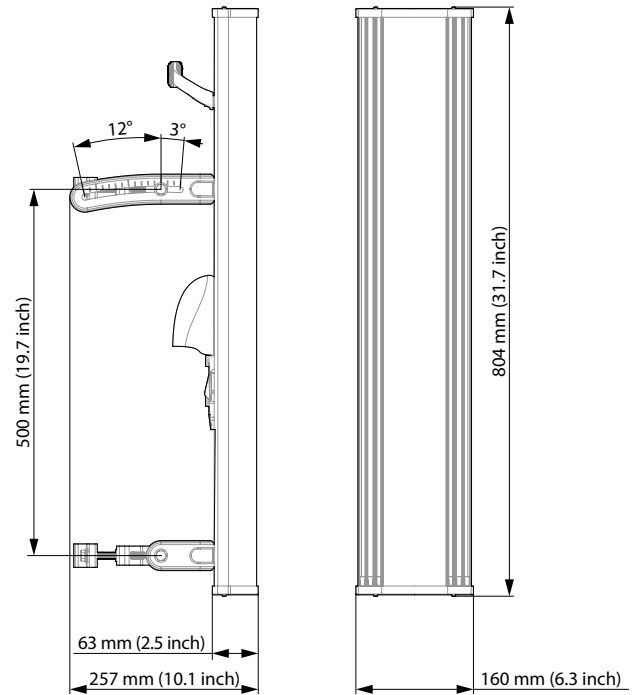
PERFORMANCE

Frequency Range	5150 - 5850 MHz
Gain	20 dBi
Polarization	Dual Linear H + V
Azimuth Beam Width -3 dB	H 80° / V 71°
Elevation Beam Width -3 dB	H 3.5° / V 3.5°
Azimuth Beam Width -6 dB	H 100° / V 100°
Elevation Beam Width -6 dB	H 4.5° / V 4.5°
Front-to-Back Ratio (Min)	30 dB
Beam Efficiency*	69 %
Cross Pol Isolation	H 27 dB / V 27 dB
Impedance	50 Ohm
VSWR Max	1.7
VSWR Typical	1.4
Isolation Between Ports	30 dB

COMPATIBLE WIRELESS PLATFORMS

RF elements®	StationBox® S, StationBox® S CARRIER CLASS, RockShield™
Cambium Networks™	ePMP™ 1000AP and CSM*1, ePMP™ 2000AP*2, ePMP™ 3000L AP*3
MikroTik™	BaseBox*4, NetBox*4, NetMetal*4
Ubiquiti Networks™	Rocket™ M5, Rocket™ M5 Titanium, Rocket™ 5ac, Rocket™ 5ac Lite, Rocket™ 5ac Prism, Rocket™ 5ac Prism Gen2, airFiber® 5X, airFiber® 5X-HD, LTU™ Rocket
Mimosa® by Airspan	A5x
TP-Link	Pharos WBS510

PRODUCT DIMENSIONS



*main beam defined up to first null
 *1 with EasyBracket™ for ePMP™
 *2 with EB_EPMP2
 *3 with EB_ePMP3kL
 *4 with EasyBracket™ 912


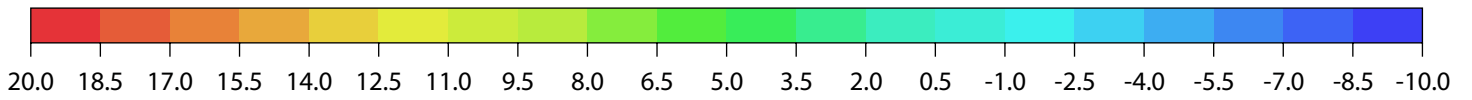
3D RADIATION DIAGRAM

SCALE: 30dBi

COMPATIBLE WITH: ADOBE ACROBAT READER DC. NOT SUPPORTED ON MOBILE.

USE MOUSE TO ROTATE THE DIAGRAM. SCROLL IN/OUT TO ZOOM IN/OUT

dBi



FRONT	BACK	RIGHT	LEFT	UP	DOWN
-------	------	-------	------	----	------